



West Plainfield Fire Protection District

24901 County Road 95, Davis, CA 95616

(530) 756-0212

BOARD OF COMMISSIONERS – SPECIAL MEETING February 28, 2022 at 6:30 PM

REMOTE LOCATION – IN PERSON

**Willow Oak Park Hall
17535 County Road 97
Woodland, CA 95695**

Call to Order

1. Public Comment Opportunity for members of the public to address the Board related to the District's business, but not otherwise on this Agenda. The District reserves the right to impose a reasonable time limit on any topic or on any individual speaker.
2. Conduct workshop regarding LAFCo Municipal Services Review draft shared services and governance recommendations based on the following itinerary and anticipated topics of discussion:
 1. Welcome and Introductions
 2. FPD Service Areas Concept for Discussion
 4. Opportunities and Challenges
 5. Summary and Next Steps

The purpose of this workshop is to discuss potential recommendations, opportunities, and challenges for shared service areas for the LAFCo MSR process.

Adjournment

LAFCo MSR:

FPD Governmental Structure and Operational Efficiencies

Draft Recommendation “Trial Balloon” for Discussion (Area 3 Meeting 4/28/22)

Christine Crawford, Yolo LAFCo

Yolo
LAFCo



Collaboration for Better Government

LAFCo MythBusters

- I care about the FPDs and want to support and help the FPDs to be more resilient
- I do not want the County providing fire services
- Some FPDs need help to be more successful
- The intent behind Areas 1-3 is to create a better FPD support structure, not a takeover
- I'm trying to reinforce your community, not take it away



This is About the Next FPD Generation

- FPDs were created from 1927-1974
- Community/societal change is creating an unstable environment and FPDs need to adapt
- LAFCo is seeking ways to improve our FPD structure to be more effective, efficient and resilient
- This is for 5, 10, 20+ years from now; its about the positions and creating a resilient org chart, not any person



MSR Subcommittee Members

LAFCo staff is working with a subcommittee of FPD chiefs. Participation was offered to all chiefs and the following volunteered to serve:

- Marcus Klinkhammer, Willow Oak
- Curtis Lawrence, Esparto
- Cherie Rita, West Plainfield
- Dan Tafoya, Yolo
- Eric Zane, Springlake



FPD Subcommittee Values and Guiding Principles

- What promotes the best service to the public?
- What is the most efficient and effective utilization of our resources?
- What is the “right” balance of economies of scale versus flexibility to address local conditions?

"As leaders, I believe we have a responsibility to look in the mirror and find ways to improve both the quality of our services and the efficiency with which those services are provided,"

– ICMA SmartBrief Feb. 2, 2022

Yolo
LAFCO



Collaboration for Better Government

LAFCo MSR Determinations (1-4)

Gov't Code 56430

- **Growth and Population** – “Growth and population projections for the affected area” (also call volume)
- **Disadvantaged Unincorporated Communities** – “The location and characteristics of any DUCs...”
- **Capacity and Adequacy of Public Facilities and Services** – “Present and planned capacity of public facilities, adequacy of public services, and infrastructure needs or deficiencies...”
- **Financial Ability** – “Financial ability of agencies to provide services”

Data gathering for these determinations done Aug-Dec 2021
and presented at Dec. LAFCo meeting

Yolo
LAFCo



Collaboration for Better Government

LAFCo MSR Determinations (5-6)

Gov't Code 56430

- **Shared Services and Facilities** – “Status of, and opportunities for, shared services and facilities”
- **Accountability, Structure and Efficiencies** – “Accountability for community service needs, including governmental structure and operational efficiencies”

This is the focus of subcommittee work
Jan – March 2022

Yolo
LAFCo



Collaboration for Better Government

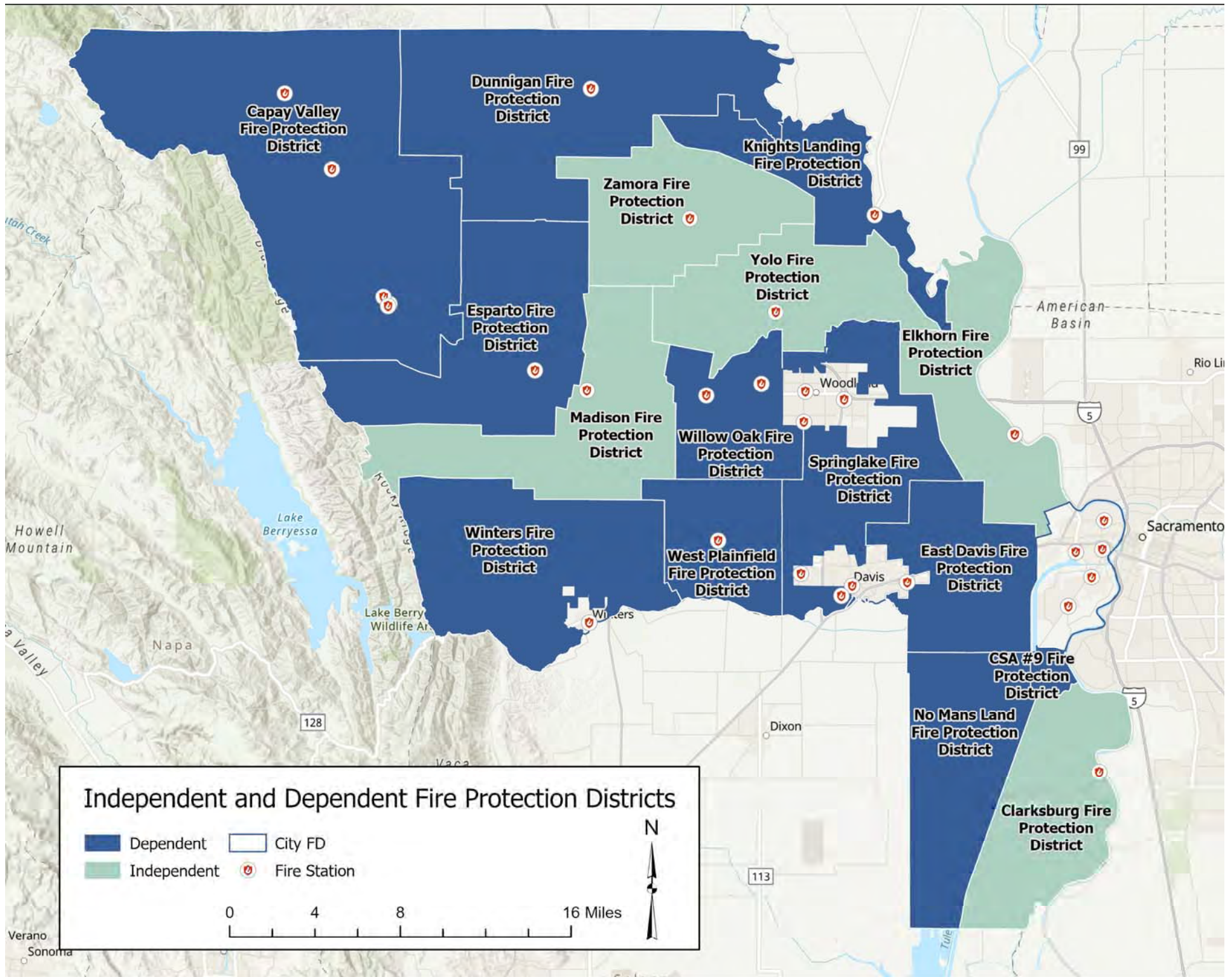
Subcommittee Work To Date

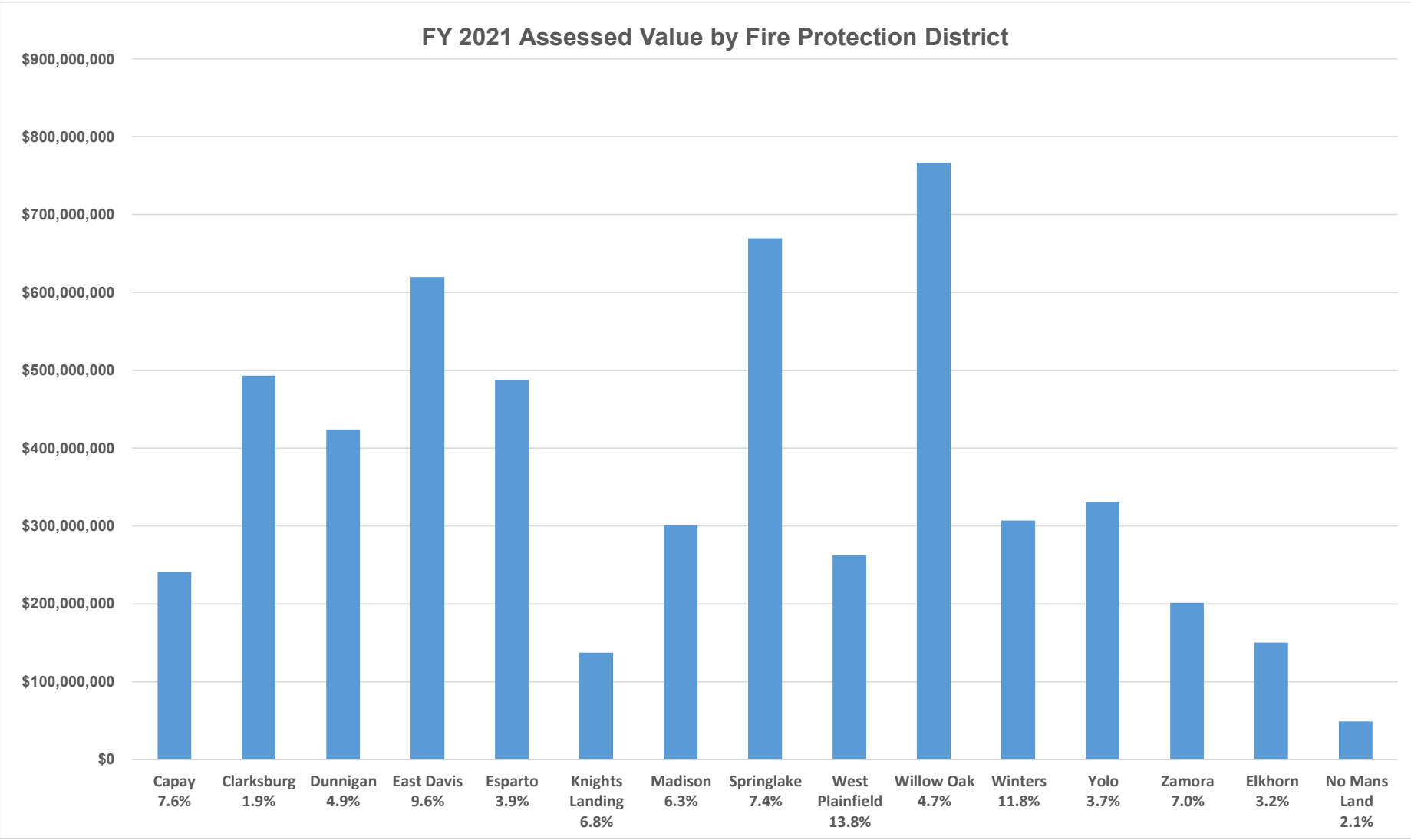


Why is Shared Services Needed?

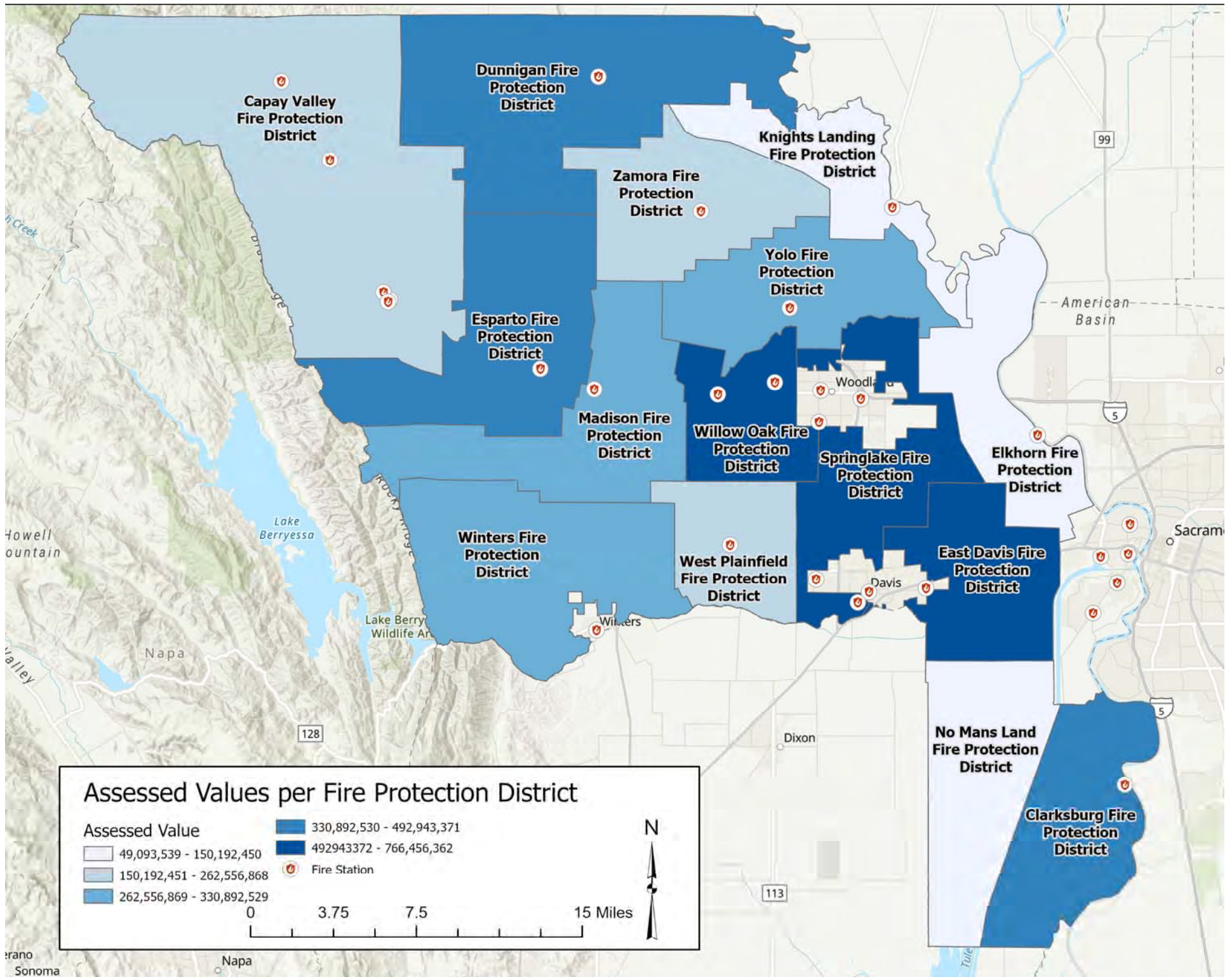
- Inequitable FPD funding
- Inconsistent response countywide
- Some FPDs are not meeting reporting and testing requirements
- Some departments need more personnel (or paid personnel)
- Some standardization is valuable (reporting, training, equipment testing, UFC, policies and procedures, etc.)
- Some FPDs unable to afford needed apparatus within 25yr lifespan







Note: Percentages listed under each FPD name reflects the average portion of the 1% property taxes received by the district.



Capay Valley
Fire Protection
District

Dunnigan Fire
Protection
District

Knights Landing
Fire Protection
District

Zamora Fire
Protection
District

Yolo Fire
Protection
District

Esparto Fire
Protection
District

Madison Fire
Protection
District

Willow Oak Fire
Protection
District

Springlake Fire
Protection
District

Elkhorn Fire
Protection
District

Winters Fire
Protection
District

West Plainfield
Fire Protection
District

East Davis Fire
Protection
District

No Mans Land
Fire Protection
District

Clarksburg Fire
Protection
District

Yuba
Sonoma

Napa

99

5

128

113

5

American
Basin

Sacram

Woodland

Davis

Winters

Dixon

Lake Berryessa

Lake Berry
Wildlife Area

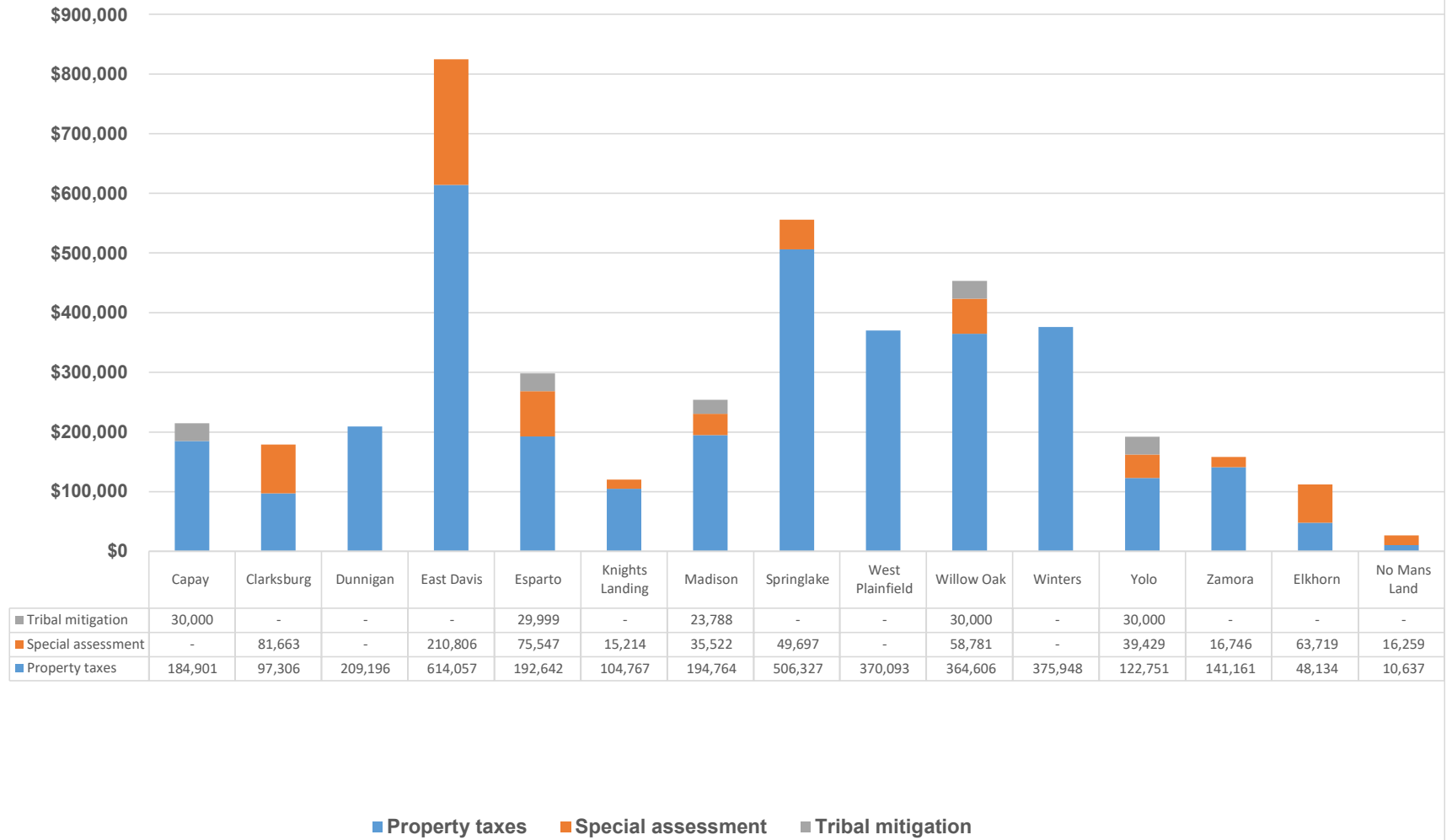
Napa

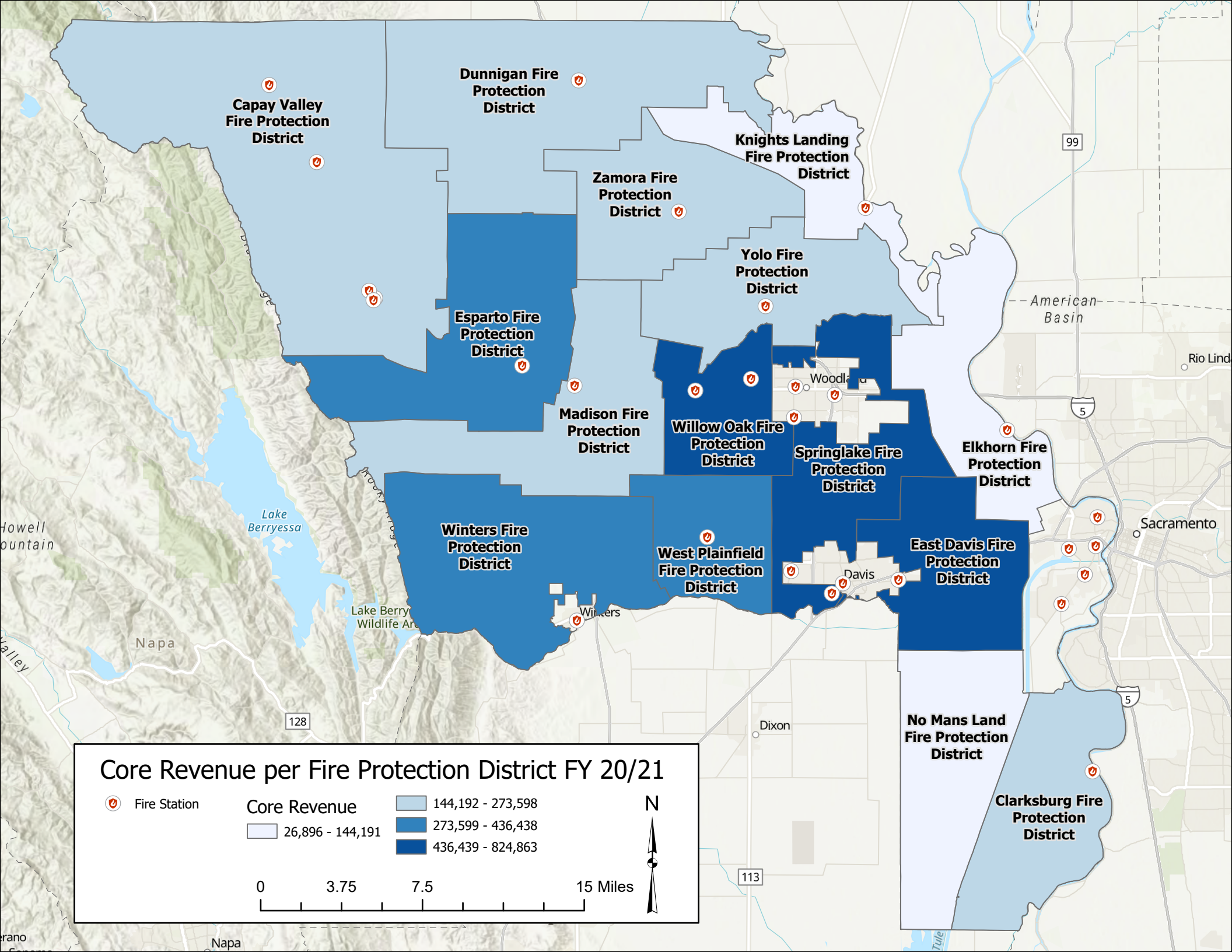
Howell
Mountain

Valley

Creek

Fiscal Year 2021 Core Revenues by Fire Protection District





Core Revenue per Fire Protection District FY 20/21



Fire Station

Core Revenue

26,896 - 144,191

144,192 - 273,598


273,599 - 436,438

436,439 - 824,863

N



0 3.75 7.5 15 Miles



113

99

5

5

128

Grano

Napa

Tule

Howell Mountain

Valley

Napa

Lake Berryessa

Lake Berryessa Wildlife Area

Winters

Dixon

Davis

Woodlake

Sacramento

Rio Lindo

American Basin

Dunnigan Fire Protection District

Capay Valley Fire Protection District

Knights Landing Fire Protection District

Zamora Fire Protection District

Yolo Fire Protection District

Esparto Fire Protection District

Madison Fire Protection District

Willow Oak Fire Protection District

Springlake Fire Protection District

Elkhorn Fire Protection District

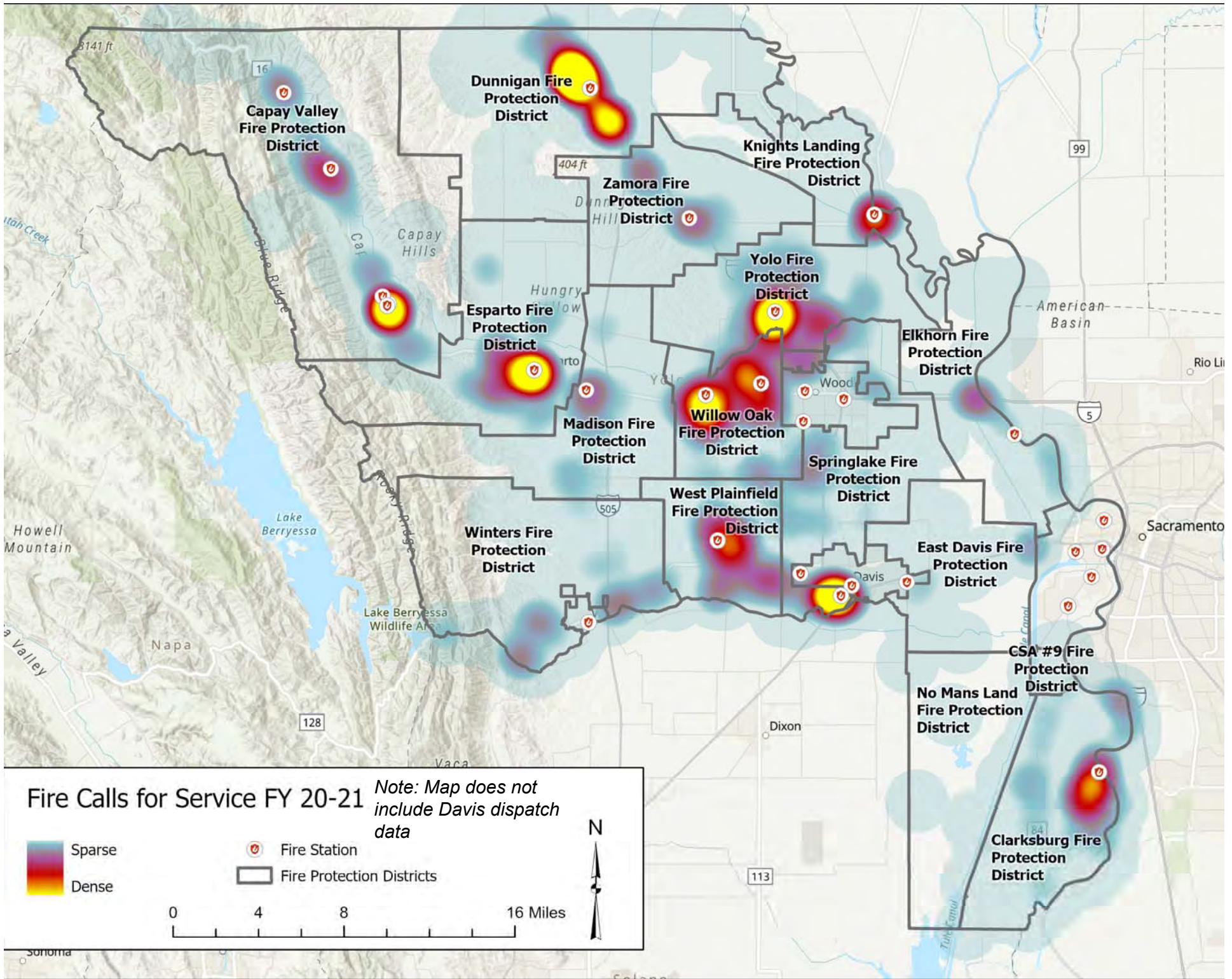
Winters Fire Protection District

West Plainfield Fire Protection District

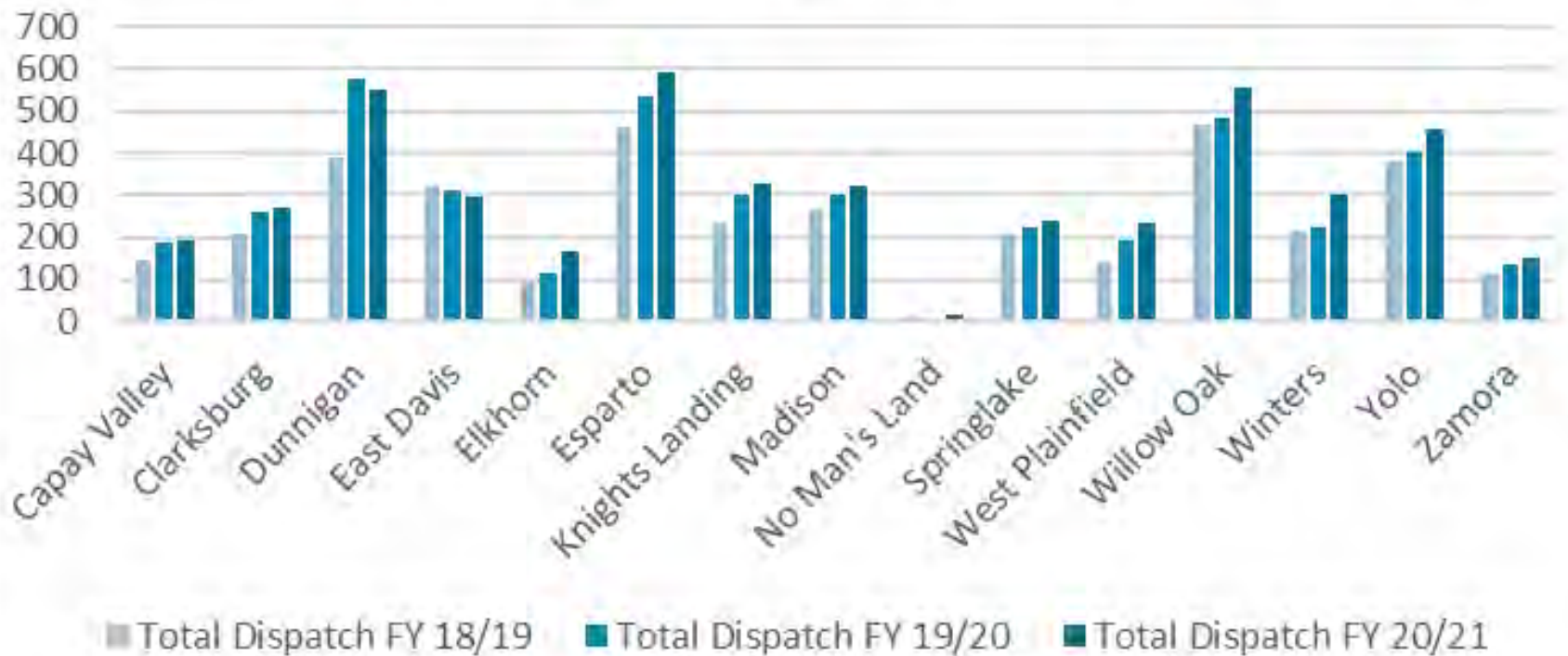
East Davis Fire Protection District

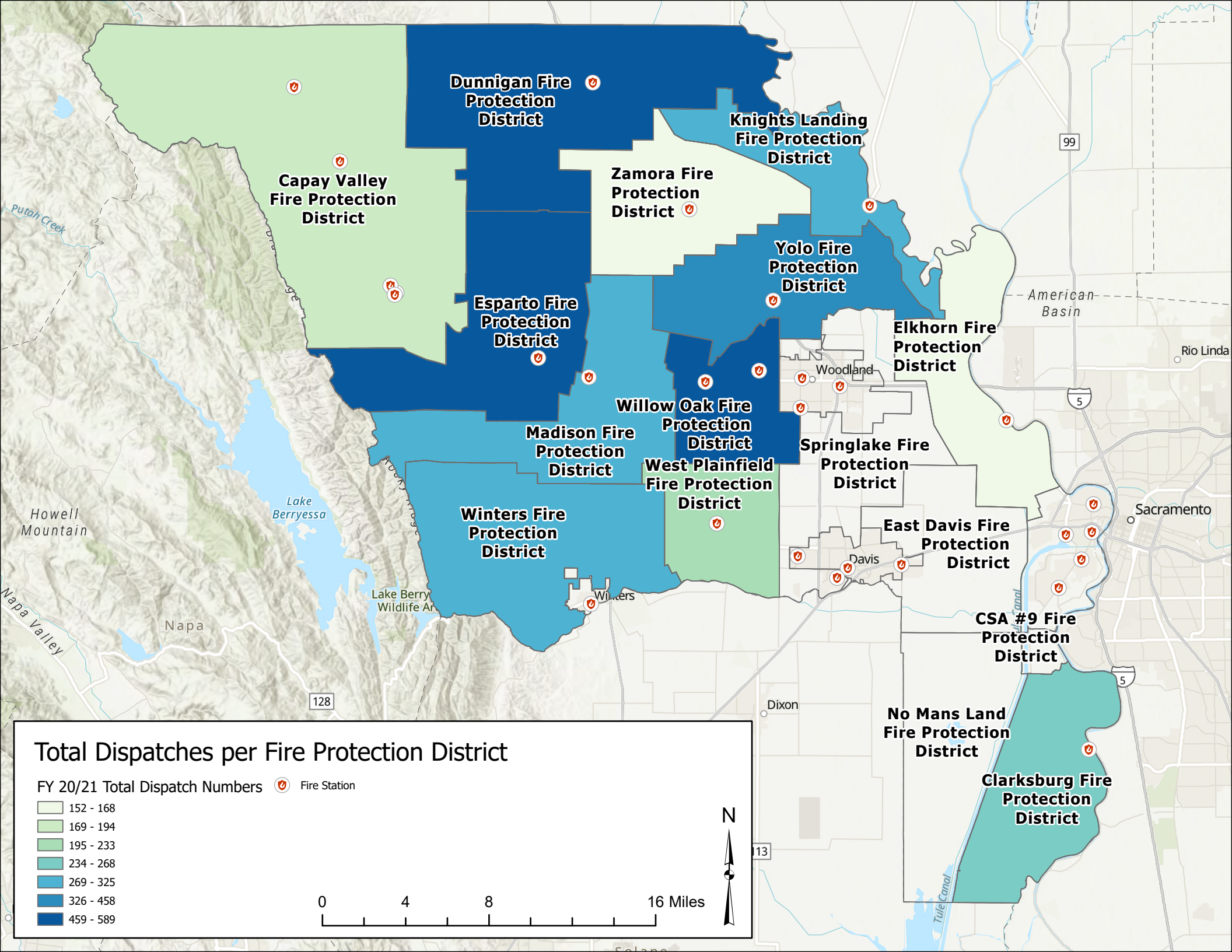
No Mans Land Fire Protection District

Clarksburg Fire Protection District










Total Dispatch Changes Over Last 3 FYs

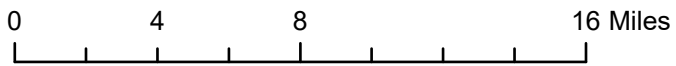




Total Dispatches per Fire Protection District

FY 20/21 Total Dispatch Numbers  Fire Station

-  152 - 168
-  169 - 194
-  195 - 233
-  234 - 268
-  269 - 325
-  326 - 458
-  459 - 589



Dunnigan Fire Protection District

Knights Landing Fire Protection District

Capay Valley Fire Protection District

Zamora Fire Protection District

Esparto Fire Protection District

Yolo Fire Protection District

Elkhorn Fire Protection District

Willow Oak Fire Protection District

Springlake Fire Protection District

Madison Fire Protection District

West Plainfield Fire Protection District

Winters Fire Protection District

East Davis Fire Protection District

CSA #9 Fire Protection District

No Mans Land Fire Protection District

Clarksburg Fire Protection District

Putah Creek

Howell Mountain

Napa Valley

Napa

Lake Berryessa

Lake Berry Wildlife Area

Winters

Woodland

Davis

Dixon

American Basin

Rio Linda

Sacramento

128

99

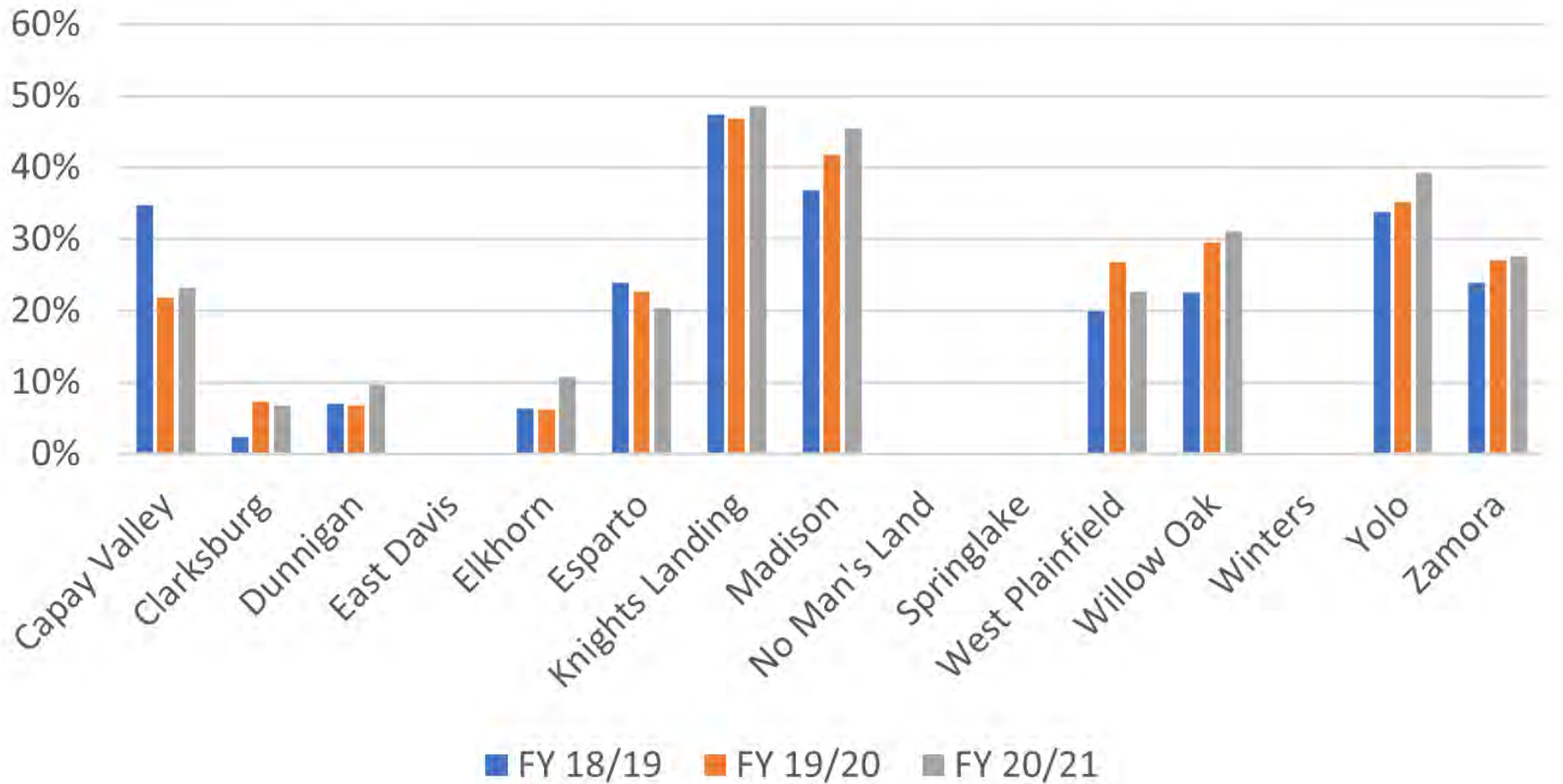
5

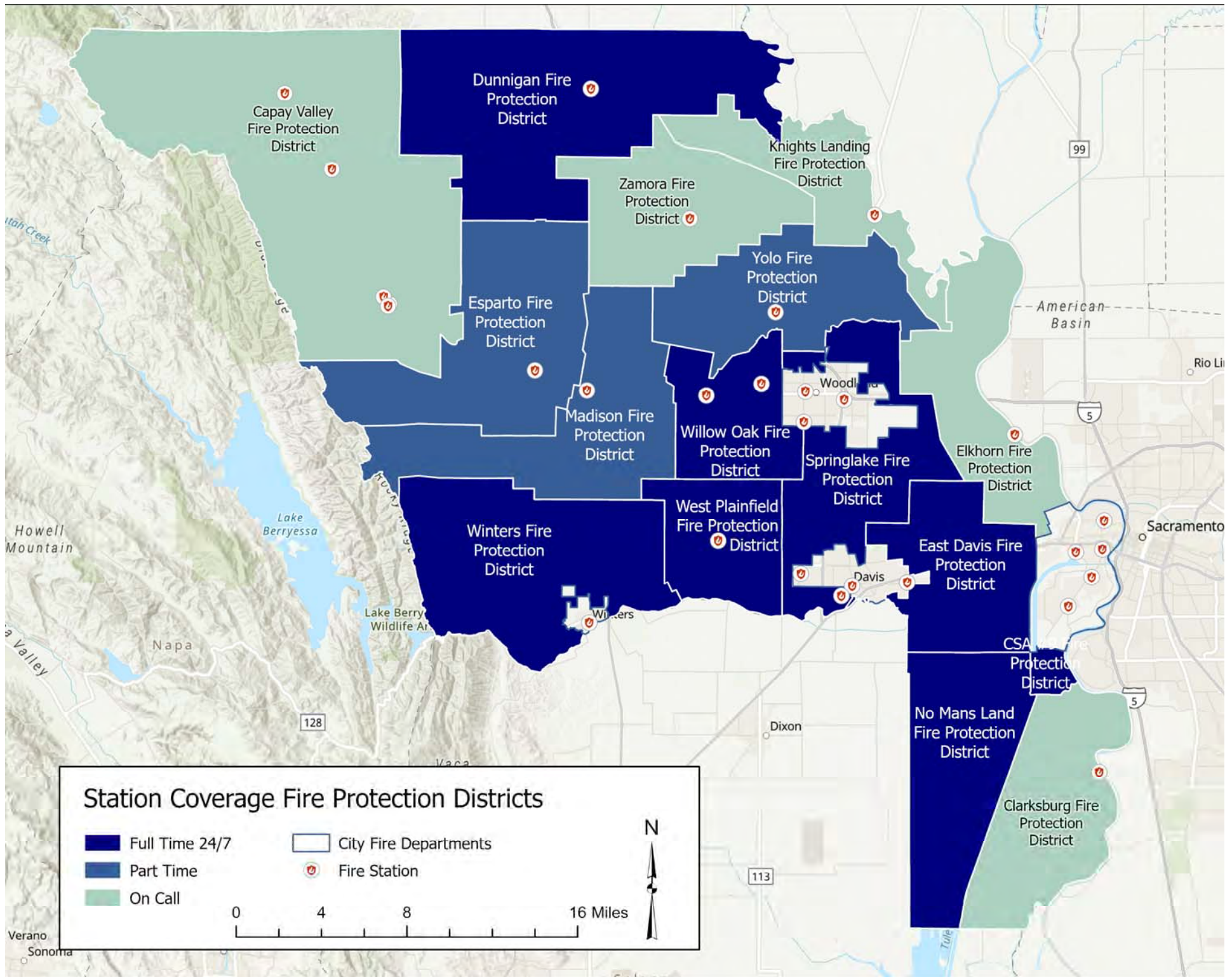
5

5

13

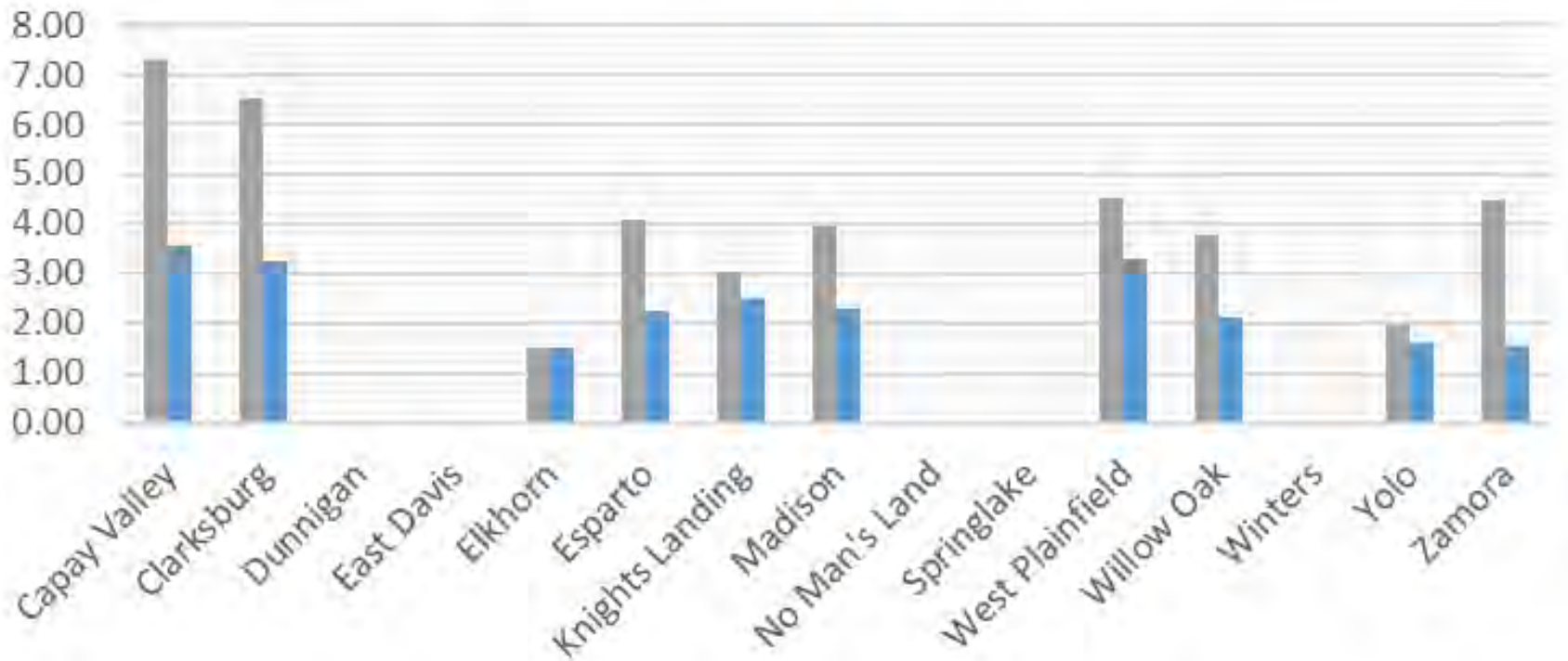
% of Dispatches Providing Mutual/Auto Aid





FY 20/21 Fire Incident Response

■ Avg. No. of Personnel ■ Avg. No. of Apparatus



Adequate Response for Fire Incidents per FPD Subcommittee is:

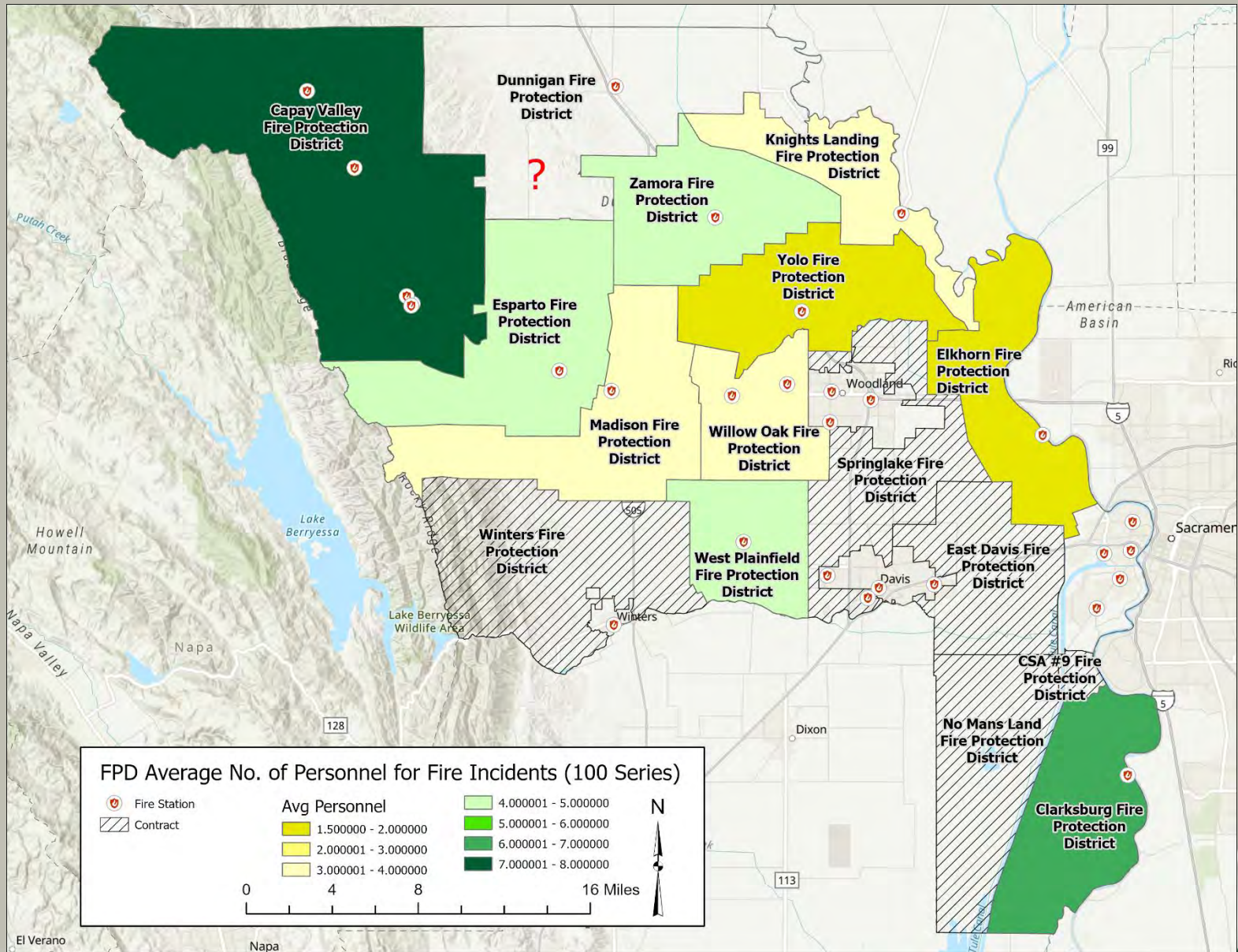
- 4 Personnel
- 2 Apparatus

Yolo
LAFCO

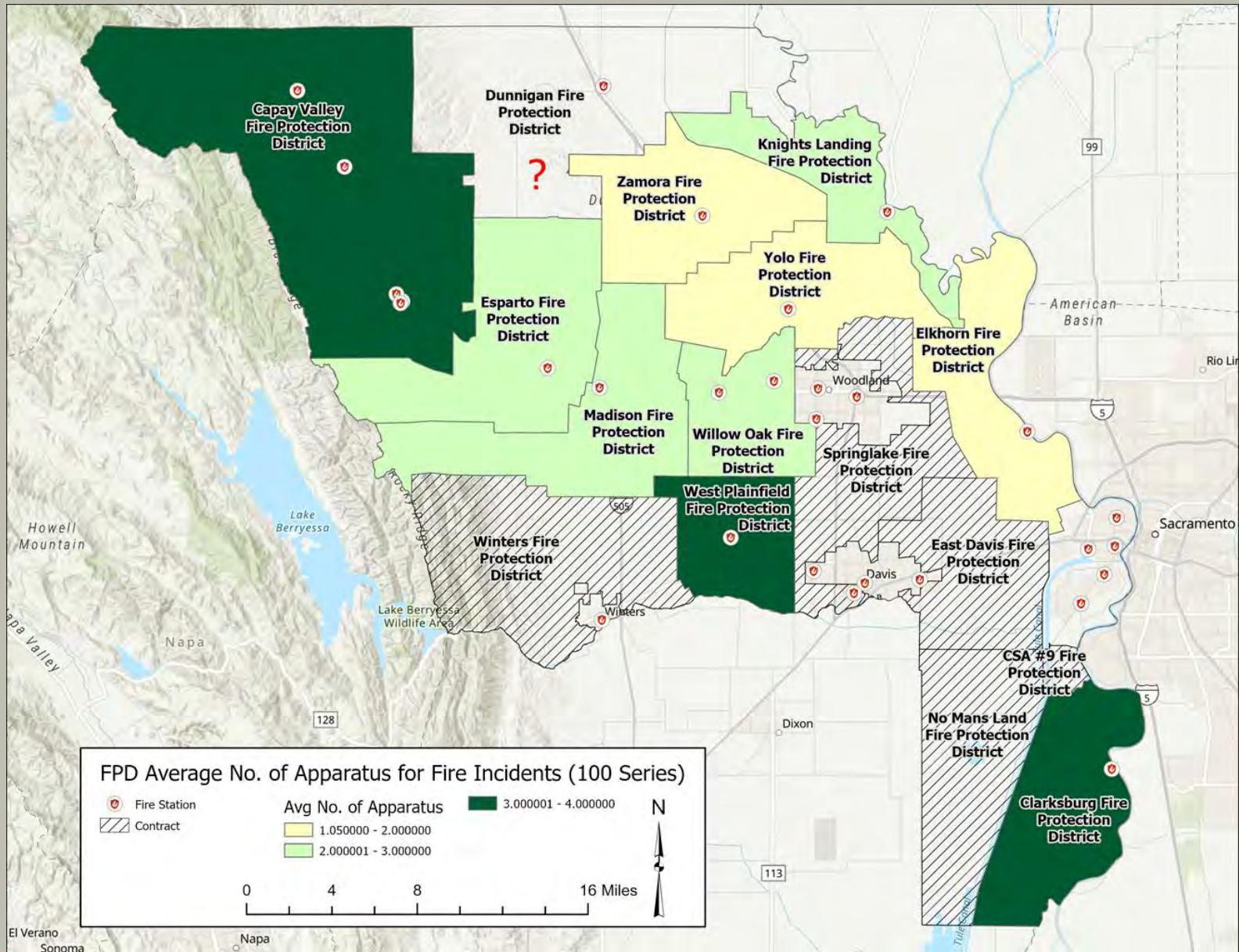


Collaboration for Better Government

Fire Incident Response – Avg. Personnel FY 20/21

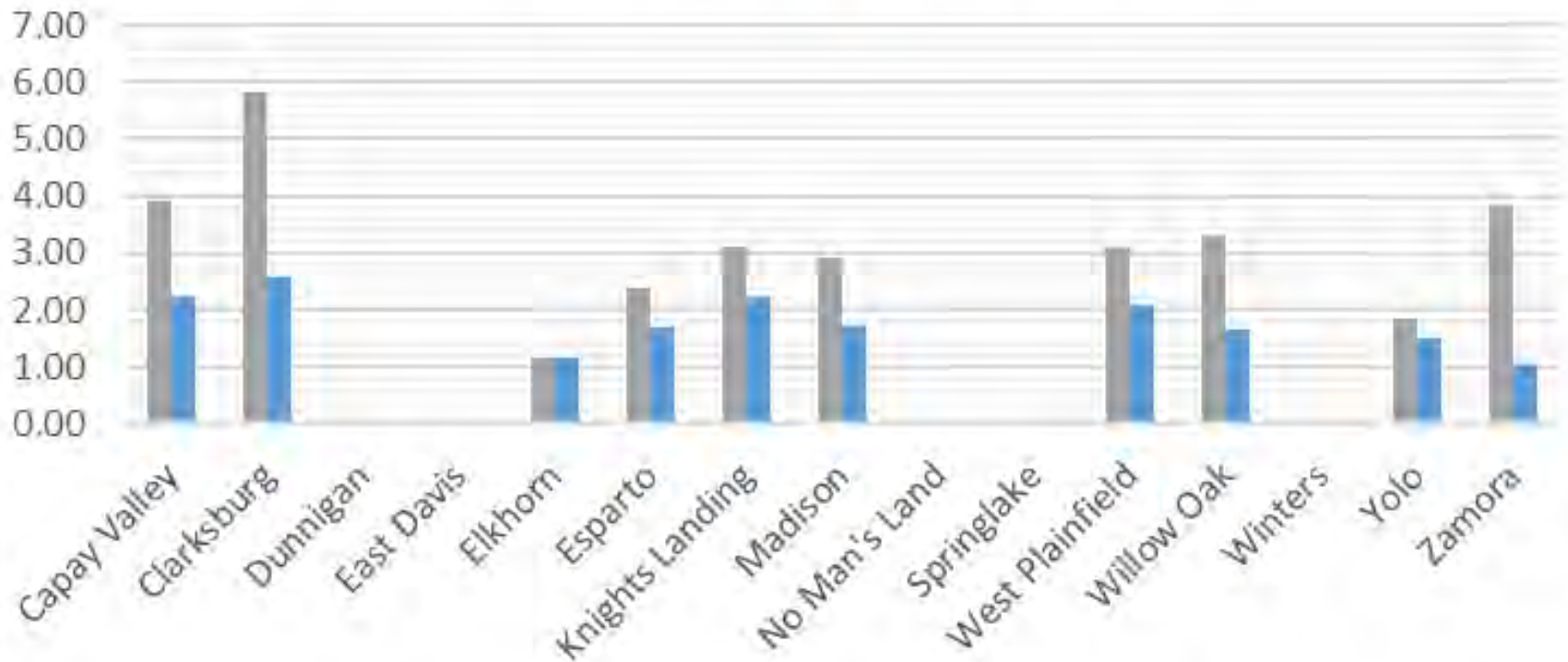


Fire Incident Response – Avg. Apparatus FY 20/21



FY 20/21 Rescue/EMS Response

■ Avg. No. of Personnel ■ Avg. No. of Apparatus



Adequate Response for Rescue/EMS Incidents per FPD Subcommittee is:

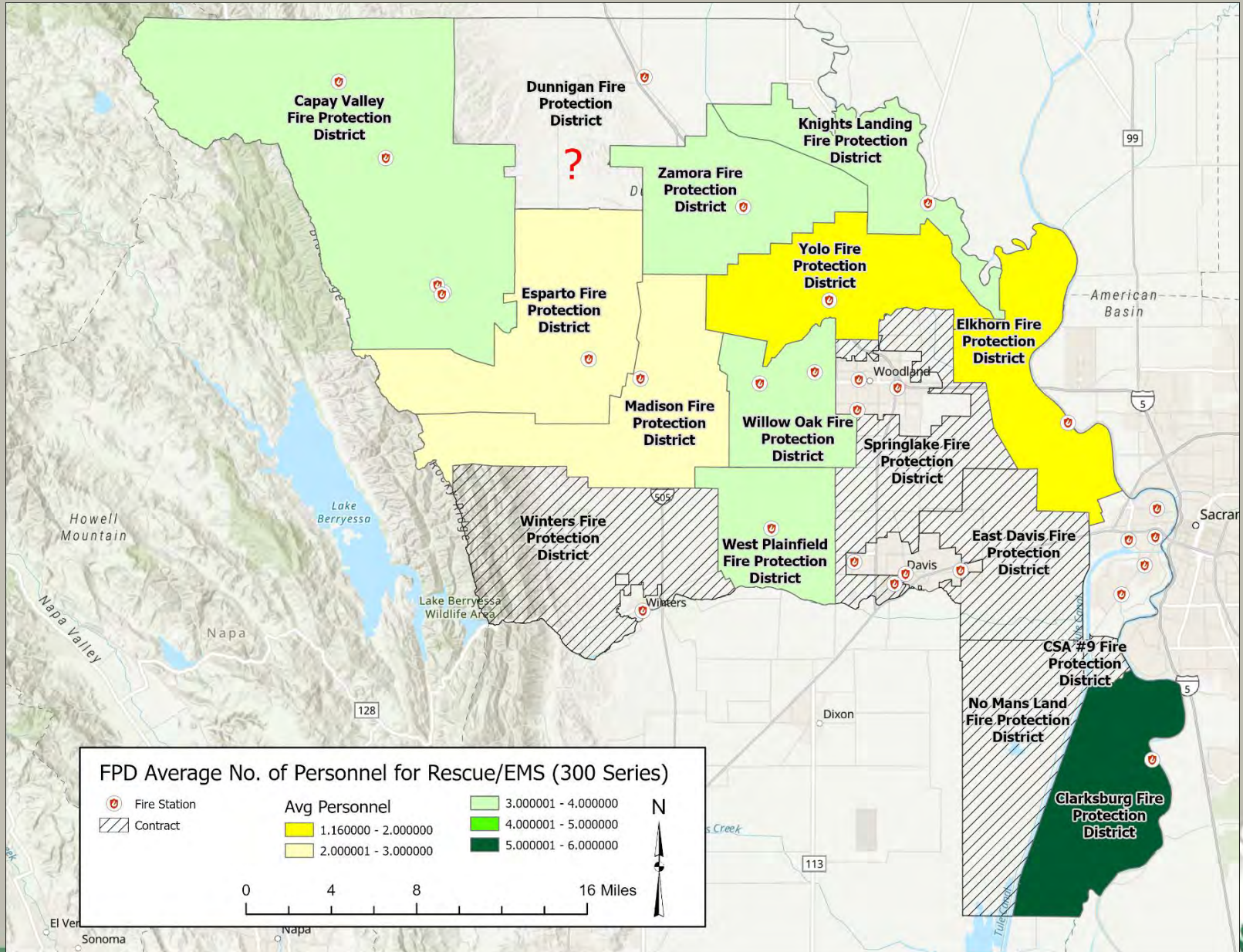
- 3 Personnel
- 1 Apparatus

Yolo
LAFCO

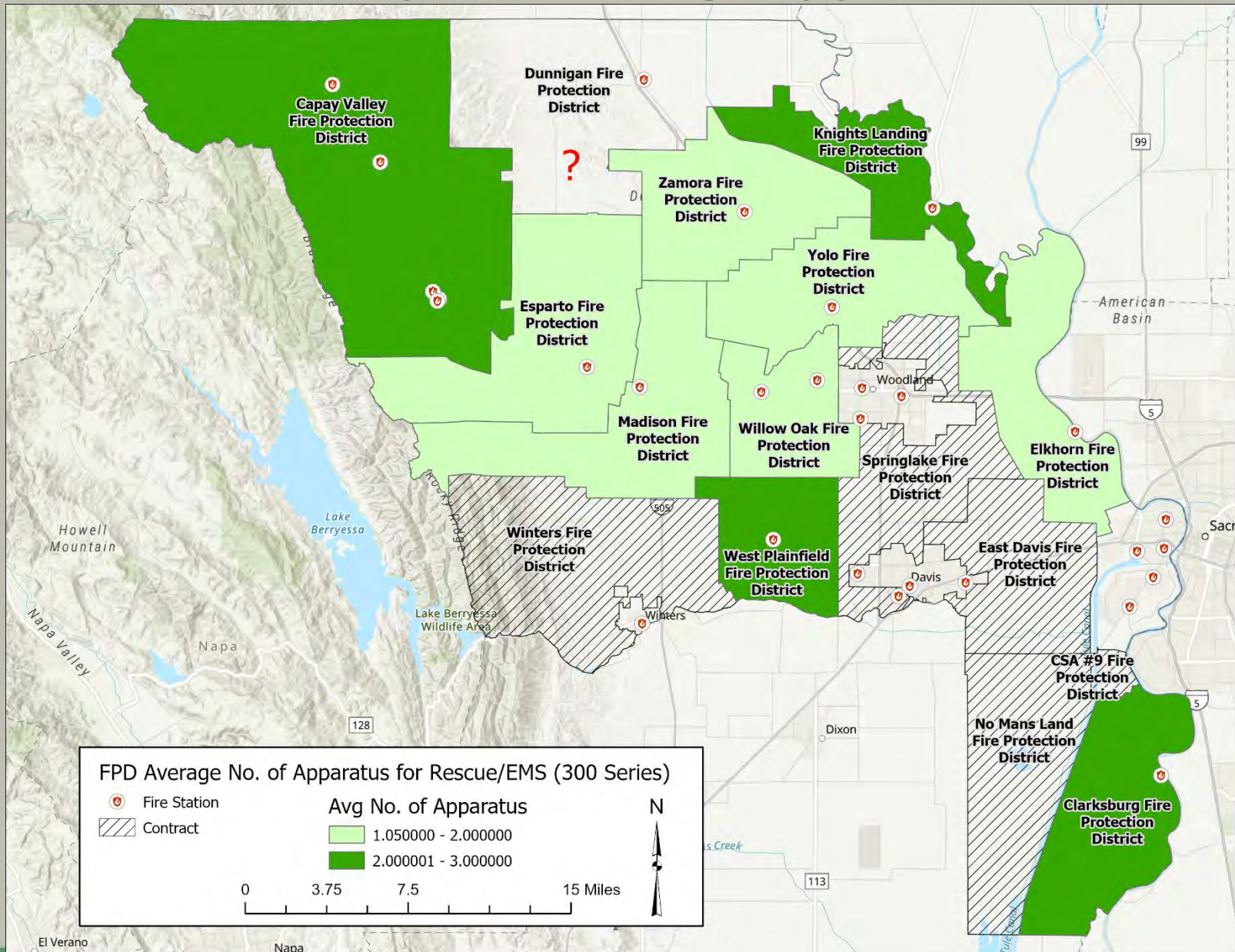


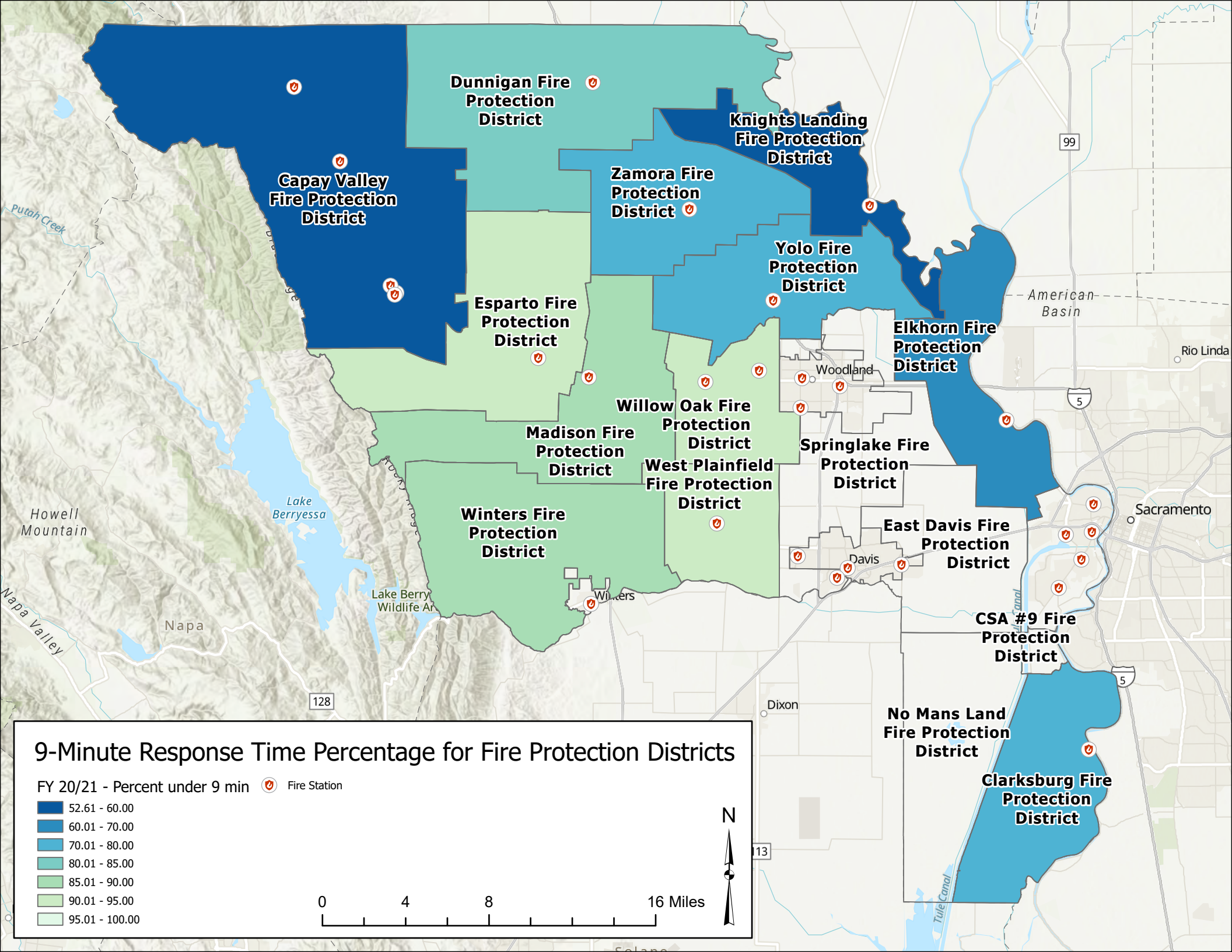
Collaboration for Better Government

Rescue/EMS Response – Avg. Personnel FY 20/21










Rescue/EMS Response – Avg. Apparatus FY 20/21

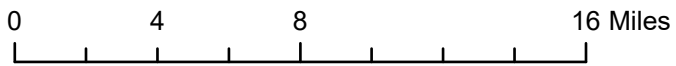




9-Minute Response Time Percentage for Fire Protection Districts

FY 20/21 - Percent under 9 min  Fire Station

-  52.61 - 60.00
-  60.01 - 70.00
-  70.01 - 80.00
-  80.01 - 85.00
-  85.01 - 90.00
-  90.01 - 95.00
-  95.01 - 100.00



Dunnigan Fire Protection District

Knights Landing Fire Protection District

Capay Valley Fire Protection District

Zamora Fire Protection District

Yolo Fire Protection District

Esparto Fire Protection District

Elkhorn Fire Protection District

Willow Oak Fire Protection District

Springlake Fire Protection District

Madison Fire Protection District

West Plainfield Fire Protection District

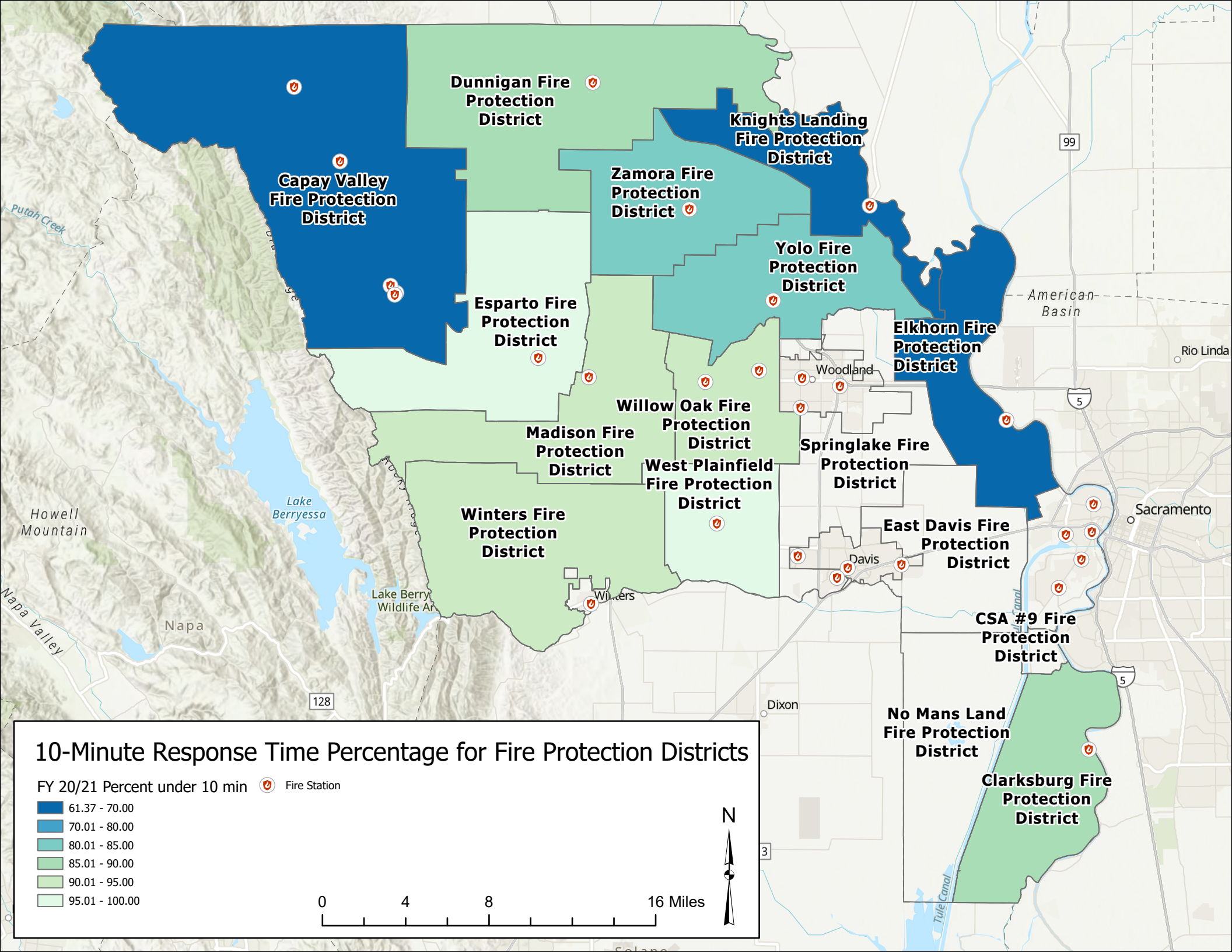
Winters Fire Protection District

East Davis Fire Protection District

CSA #9 Fire Protection District







No Mans Land Fire Protection District

Clarksburg Fire Protection District



10-Minute Response Time Percentage for Fire Protection Districts

FY 20/21 Percent under 10 min  Fire Station

-  61.37 - 70.00
-  70.01 - 80.00
-  80.01 - 85.00
-  85.01 - 90.00
-  90.01 - 95.00
-  95.01 - 100.00



Dunnigan Fire Protection District

Knights Landing Fire Protection District

Capay Valley Fire Protection District

Zamora Fire Protection District

Yolo Fire Protection District

Esparto Fire Protection District

Elkhorn Fire Protection District

Willow Oak Fire Protection District

Springlake Fire Protection District

Madison Fire Protection District

West Plainfield Fire Protection District

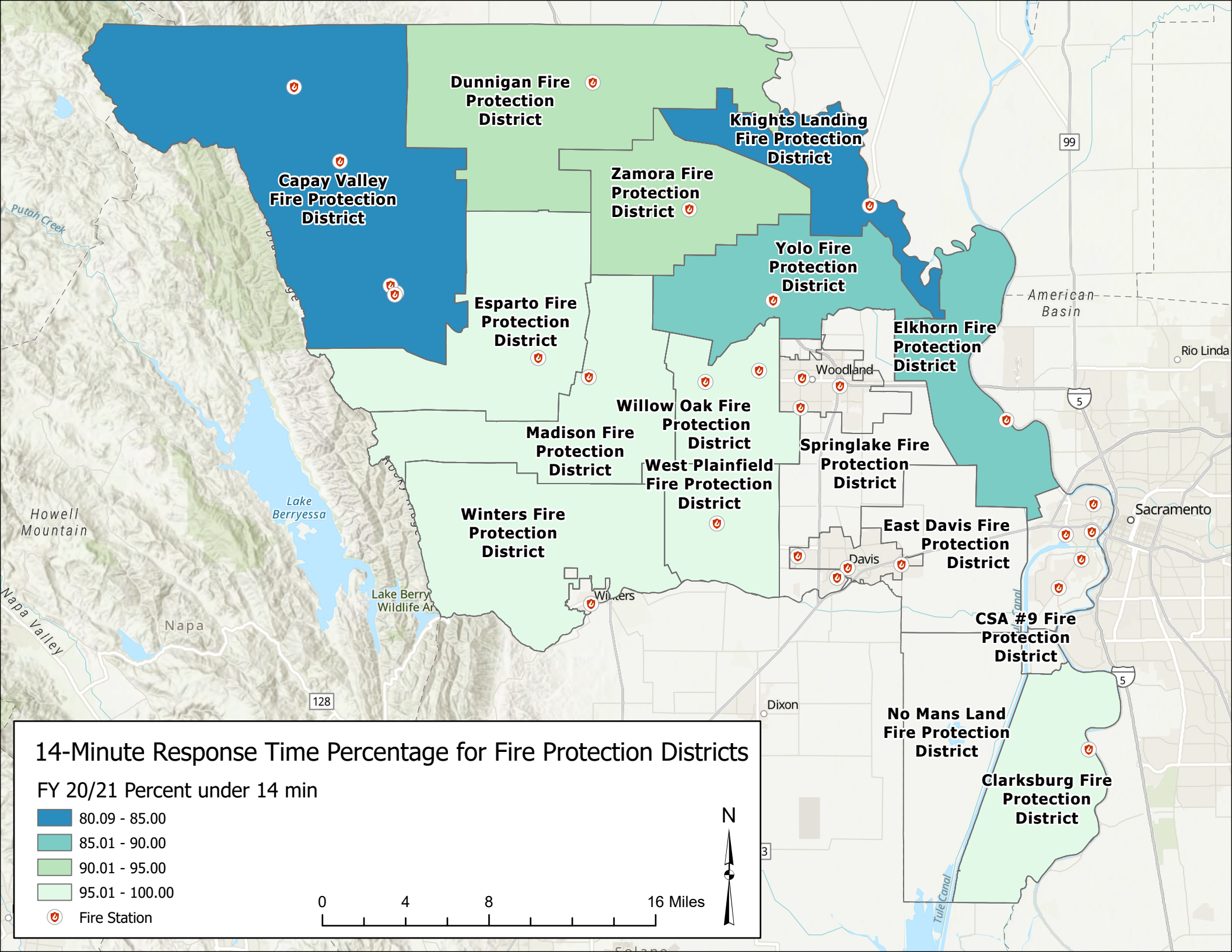
Winters Fire Protection District

East Davis Fire Protection District

CSA #9 Fire Protection District

No Mans Land Fire Protection District

Clarksburg Fire Protection District



Why a “Trial Balloon”?

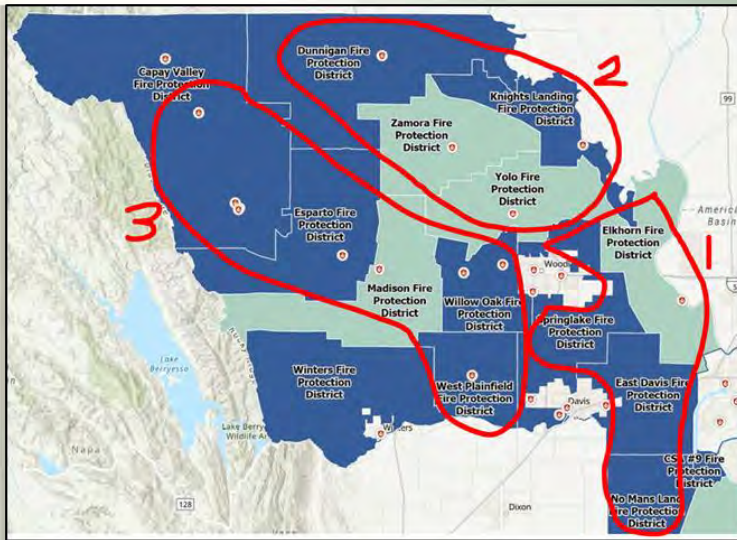
Merriam-Webster Definition: *“a project or scheme tentatively announced in order to test public opinion”*

- FPD subcommittee landed on this idea after meeting 5x in January
- Present to the FPDs ASAP for feedback
- The concept is not “fully formed”, nor is it “already baked”
- We need your input to help refine concept

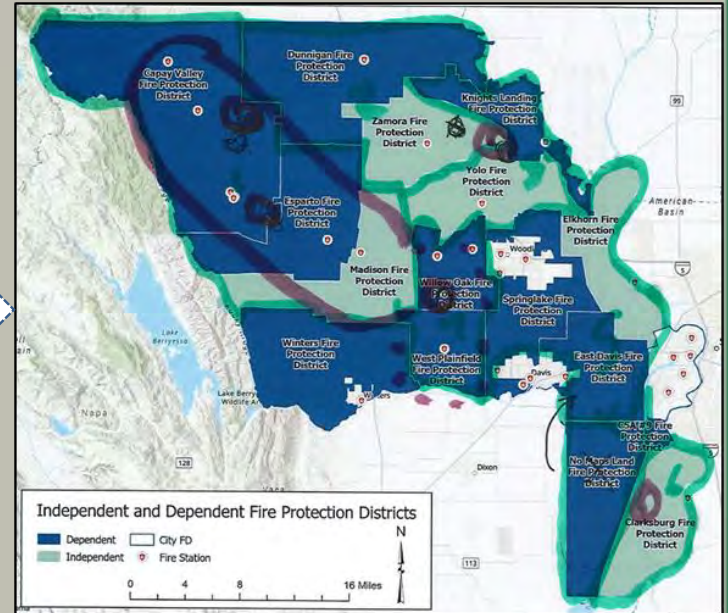


Subcommittee Iterations

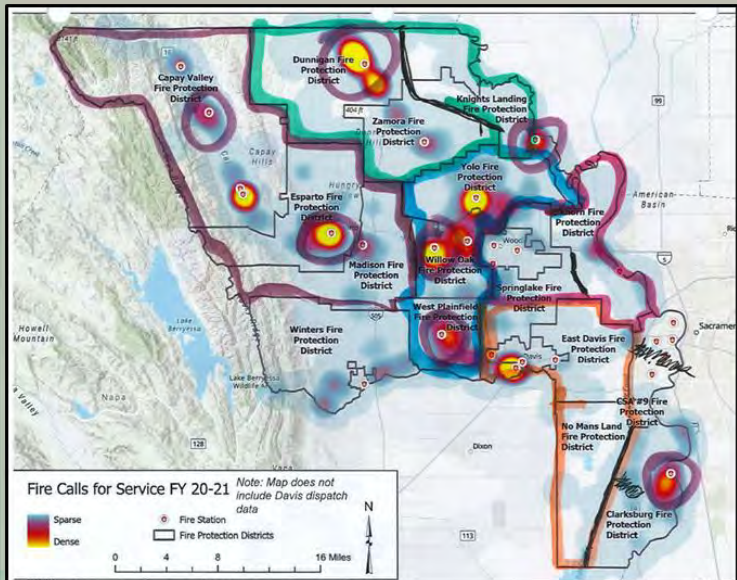
What is the "right" size for service area partnerships?



These areas were too big



These areas were too small



Getting closer to "just right"?

Yolo
LAFCO



Collaboration for Better Government

Draft Proposal for Discussion:

Areas 1-3:

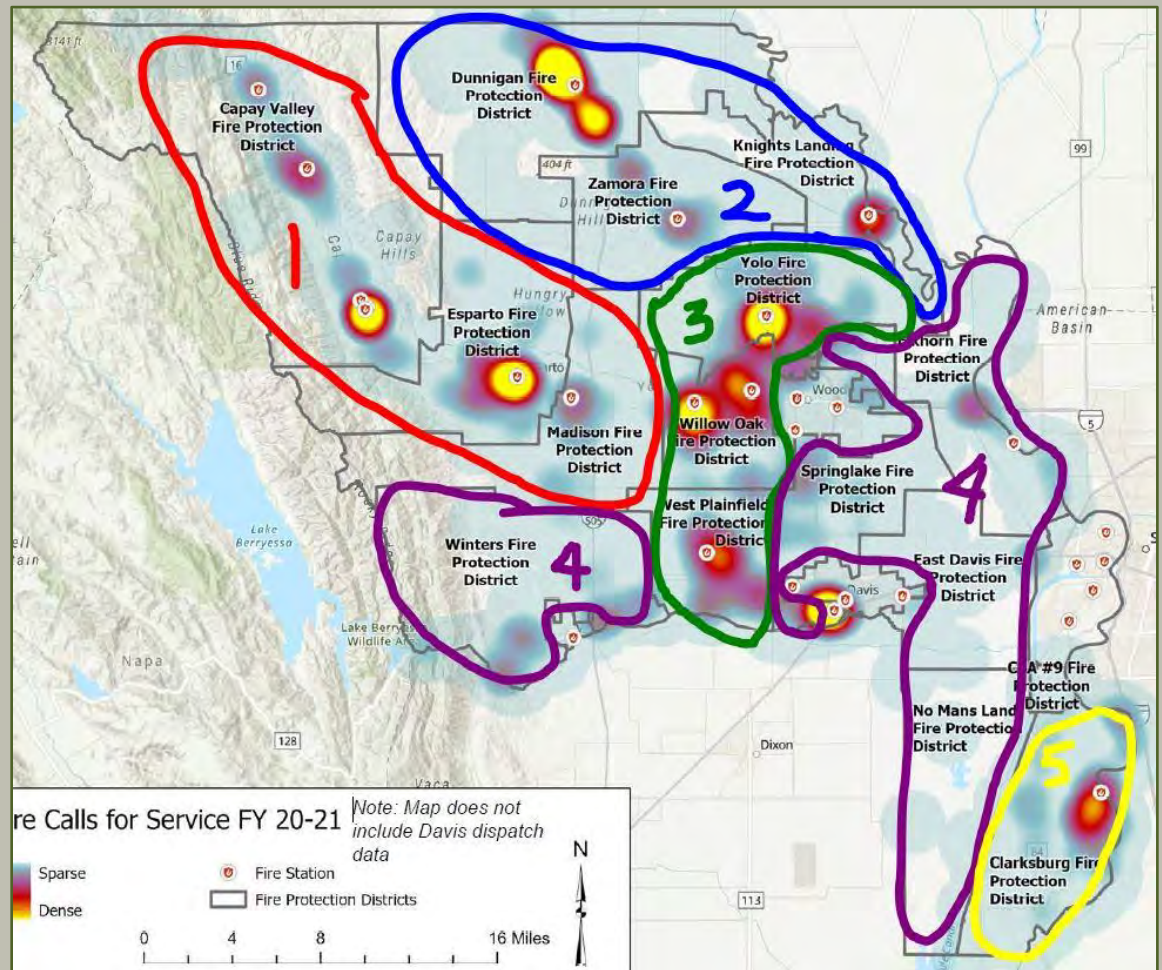
- 3 FPDs in each shared services area (form JOA)
- Sized for “Span and Control”

Area 4:

- Elkhorn recommended to become a contract FPD
- Consolidate 5 contract FPDs into 1
- Resolve city contract inconsistencies

Area 5:

- Clarksburg’s land-locked situation limits shared services with other FPDs
- Remain as-is



Options to Structure Areas 1-3

FPD Options

(shared services via agreement)

- **Joint Operations Agreement** “i.e. functional consolidation” (recommended option)
- **Joint Powers Authority/Agency** (creates an umbrella agency over the FPDs involved)

LAFCo Options

(reorganizes FPDs to make sharing permanent)

- **Consolidation** (requires new Prop 218 – County study?)
- **Dissolution/Annexation** (option if FPDs want to keep existing Prop 218s)

These are not quick solutions. Focus on relationships, have “real” conversations, set a direction and improvise for local conditions. Experiment and learn what works.

Will we be soldiers defending our territory or scouts wanting to discover new territory?

Yolo
LAFCo



Collaboration for Better Government

Structure Benefits/Challenges

	Status Quo	Joint Operations Agreement	Consolidation or Dissolution/Annexation
Improved station coverage		<input checked="" type="checkbox"/>	<input checked="" type="checkbox"/>
Better allocation of shared personnel		<input checked="" type="checkbox"/>	<input checked="" type="checkbox"/>
Better allocation of shared apparatus		<input checked="" type="checkbox"/>	<input checked="" type="checkbox"/>
Standardization of equipment, UFC, training, policies and procedures		<input checked="" type="checkbox"/>	<input checked="" type="checkbox"/>
Consolidated FPD board/commission (1 instead of 3)			<input checked="" type="checkbox"/>
Aligned staff pay/benefits			<input checked="" type="checkbox"/>
Reduced administration costs (1 insurance, NFIRS, SCO Report, website, budget, AP, etc. instead of 3)			<input checked="" type="checkbox"/>
Easier to Undo	NA	<input checked="" type="checkbox"/>	

Potential Added Benefits Beyond Mutual/Auto Aid

- Partnerships help spread the risk:
 - Shared staff, reserves, and volunteers
 - Areawide reduction or better allocation of apparatus/reserve
 - Better use of resources overall
 - Help with reporting, testing, training, etc.
- Standardization of equipment, UFC, training, policies and procedures
- Economies of scale (insurance, NFIRS reports, SCO reports, websites, etc.)

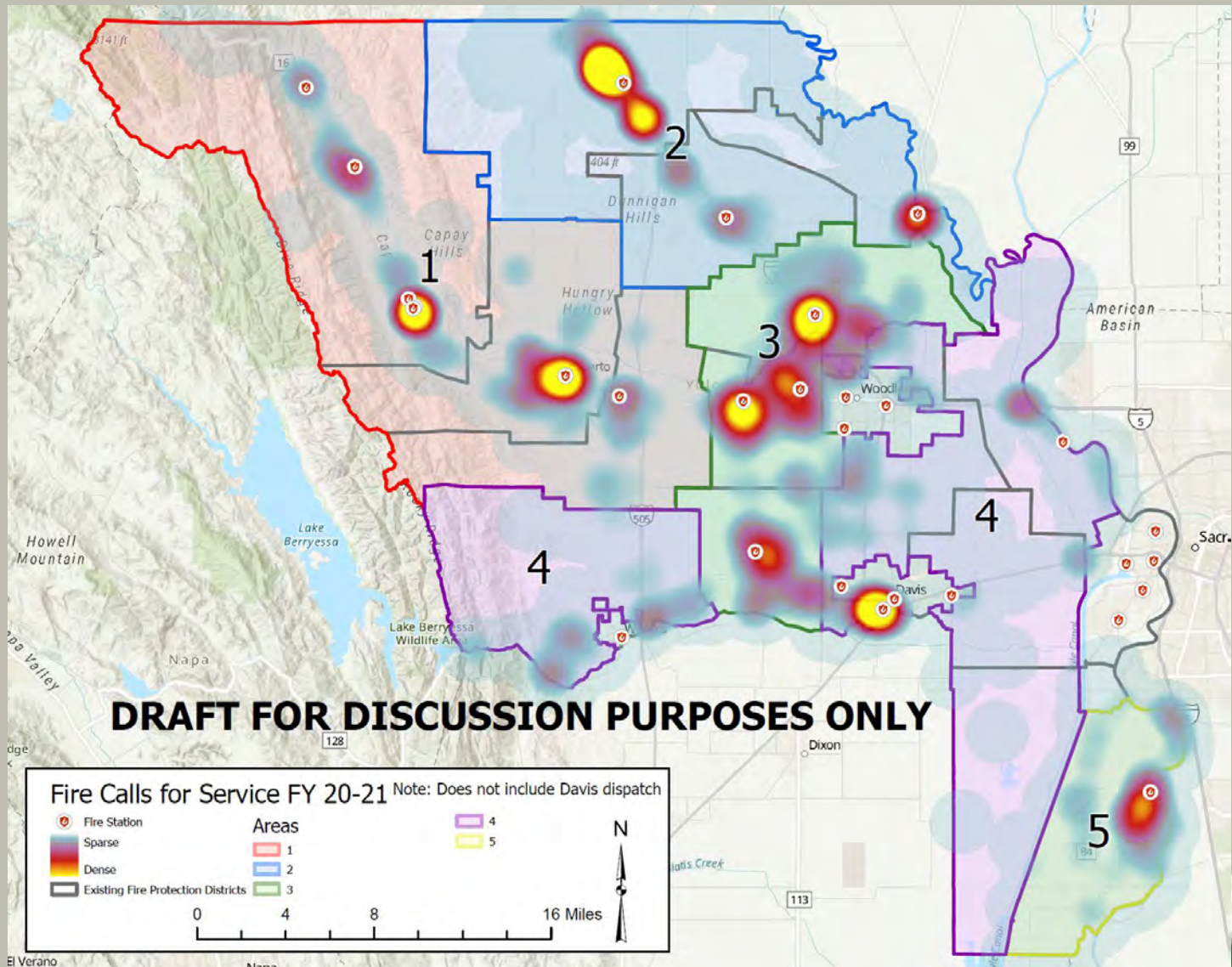


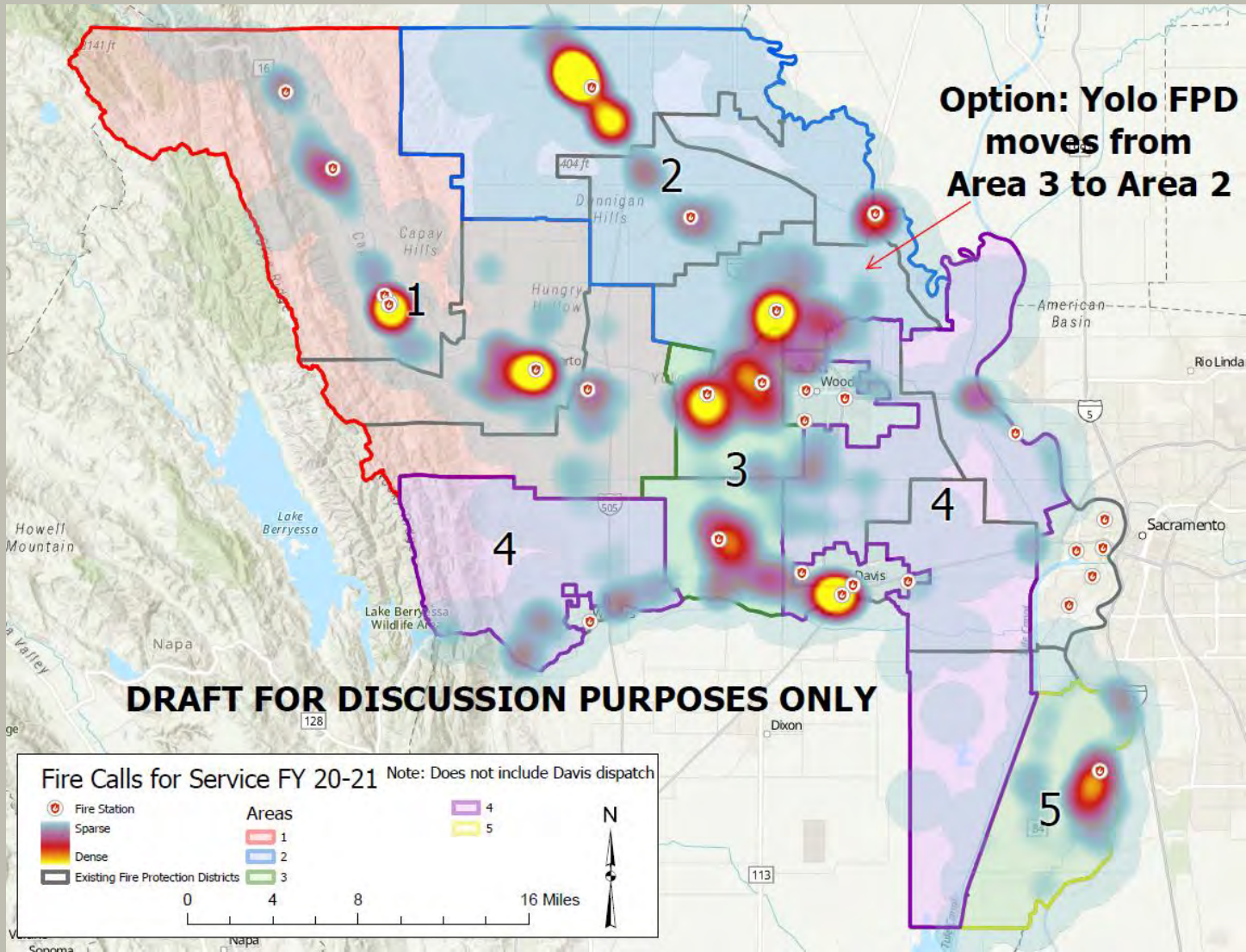
Potential Challenges

- Aligning policies and training
- Aligning staff pay and benefits
- Fear of losing control, community volunteer base
- Getting buy-in
- Other Issues?



Map for Discussion





Area 1-3 Comparison

“Span and Control”

	Area 1	Area 2	Area 3
Acres	200,831	127,752	76,261
Sq Miles	314	200	119
Est. Residential Pop	5,214	2,503	4,224
2021 Dispatches	1,104	1,028	1,245
	Area 1	Area 2*	Area 3*
Acres	200,831	161,336	42,677
Sq Miles	314	252	67
Est. Residential Pop	5,214	3,473	3,254
2021 Dispatches	1,104	1,486	787
<i>* If Yolo FPD moves from Area 3 to Area 2</i>			



Next Steps/Tentative Timeline

- **Late Feb/Early March** Schedule group meetings with FPD board members for each proposed Service Area 1-5
- **March**
 - Continue to refine fire “Service Areas” concept
 - Individual draft MSR to each FPD for review and comment
- **March 31** LAFCo presentation of draft governance recommendations for feedback and direction
- **April 28** LAFCo public hearing to consider adopting final MSR for all 15 FPDs



Feedback/Questions?

How to reach me if you want to talk offline:

- christine.crawford@yolocounty.org
- Office (530) 666-8048
- Mobile (916) 798-4618

Link to Dec. LAFCo Presentation:

<https://www.yololafco.org/2021-12-09-commission-meeting>

Yolo
LAFCo



Collaboration for Better Government